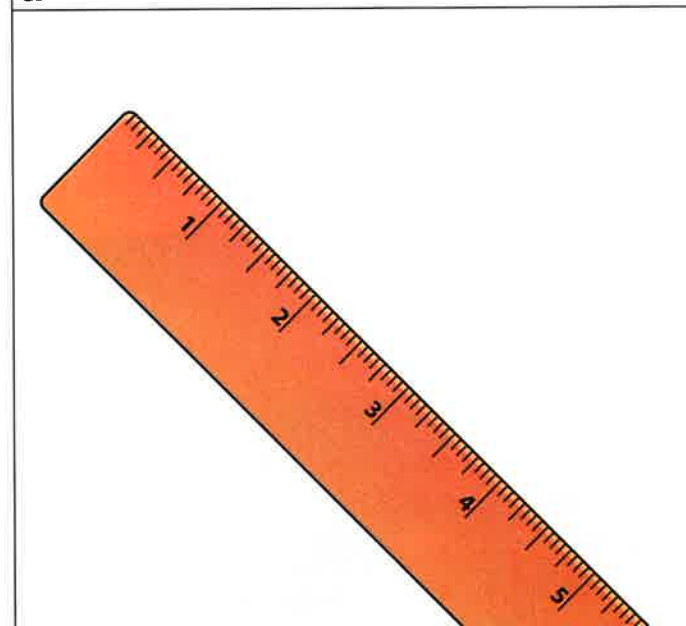




EXERCISE 6 Object Identification

1. I'll tell you about these pictures.
 - a. (Point to a.) This is a banana.
 - b. (Point to b.) This is a sandwich.
2. Now it's your turn.
 - a. (Point to a.) What is this? (Touch.)
A banana.
 - b. (Point to b.) What is this? (Touch.)
A sandwich.
 - c. (Point to c.) What is this? (Touch.) A ruler.
 - d. (Point to d.) What is this? (Touch.) A cup.
3. Let's name these things again.
(Repeat part 2 until all children's responses are firm.)

Individual Turns

(Repeat part 2, calling on different children for each step.)



EXERCISE 6 Action Statements – Pictures

1. Look at these things. We're going to talk about what these men are doing.


- (Point to a.) This man is sleeping. What is this man doing? (Touch.) *Sleeping.*
- (Point to b.) This man is eating. What is this man doing? (Touch.) *Eating.*
- (Point to c.) This man is standing. What is this man doing? (Touch.) *Standing.*
- (Point to d.) This man is jumping. What is this man doing? (Touch.) *Jumping.*

2. Let's do those again.

- (Point to a.) Everybody, what is this? (Touch.) *A man.*
Say the whole thing. (Signal.) *This is a man.*
What is this man doing? (Signal.) *Sleeping.*
Say the whole thing about what this man is doing. (Touch.) *This man is sleeping.*
- (Point to b.) Everybody, what is this? (Touch.) *A man.*
Say the whole thing. (Signal.) *This is a man.*
What is this man doing? (Signal.) *Eating.*
Say the whole thing about what this man is doing. (Touch.) *This man is eating.*
- (Point to c.) Everybody, what is this? (Touch.) *A man.*
Say the whole thing. (Signal.) *This is a man.*
What is this man doing? (Signal.) *Standing.*
Say the whole thing about what this man is doing. (Touch.) *This man is standing.*




a



b



c



d

- (Point to d.) Everybody, what is this? (Touch.) *A man.*
Say the whole thing. (Signal.) *This is a man.*
What is this man doing? (Signal.) *Jumping.*
Say the whole thing about what this man is doing. (Touch.) *This man is jumping.*

3. Let's do those again.
(Repeat part 2 until all children's responses are firm.)

Individual Turns

(Repeat part 2, calling on different children for each step.)

EXERCISE 8 Action Statements – Pictures

1. Look at these pictures. Let's see which boy is running.

a. (Point to a.) Is this boy running? (Signal.)

No.

b. (Point to b.) Is this boy running? (Signal.)

Yes.

c. (Point to c.) Is this boy running? (Signal.)

No.

2. Let's talk about these boys some more.

a. (Point to a.) Is this boy running? (Touch.)

No.

Say the whole thing. (Signal.) *This boy is not running.*

Again. (Signal.) *This boy is not running.*

(Repeat until all children's responses are firm.)

b. (Point to b.) Is this boy running? (Touch.)

Yes.

Say the whole thing. (Signal.) *This boy is running.*

Again. (Signal.) *This boy is running.*

c. (Point to c.) Is this boy running? (Touch.)

No.

Say the whole thing. (Signal.) *This boy is not running.*

Again. (Signal.) *This boy is not running.*

(Repeat until all children's responses are firm.)

3. We're going to talk about this boy.



(Point to a.) Is this boy eating? (Touch.) No.

Is this boy walking? (Touch.) No.

Is this boy jumping? (Touch.) Yes.

What is this boy doing? (Touch.) *Jumping.*

Say the whole thing. (Touch.) *This boy is*



Do not show the picture until step g, exercise 10.

EXERCISE 10

Children say it fast, then see a picture

- a. (Do not show the picture until step g.)
- b. If you can say this word fast, I'll show you a picture.
- c. (Hold out your hand.) Listen. **Foot** (pause) **ball.** (Pause.) Say it fast! (Drop your hand.) *Football.*
 - What word? (Signal.) *Football.*
- d. Yes, what is the picture going to show? (Signal.) *Football.* Yes, **football.**
- e. (Hold out your hand.) The boys you will see in the picture are playing . . . (Pause.) **Foot** (pause) **ball.** (Pause.) Say it fast! (Drop your hand.) *Football.*
- f. (Repeat e until firm.)
- g. Here's the picture. (Show the picture.)

